

STAMP AND SIGN ORDER FORM





To order a stamp, fill out this form completely and email, fax, or mail it to us. Please use a separate form for each stamp.

Company Name:
 Ship to Address:
 City, State, Zip:
 P.O. #:
 Ordered By:
 Phone #:
 Account #: Dept #:



Fax (352) 376-0186 Tel (888) 377-2737
Email misterpaper@misterpaper.com

Step 1: Check / Stamp Style Desired

<input type="checkbox"/> Pre-Inked Stamp Pre-inked stamps offer the ultimate in convenience. No inkpad is required because the ink is held in tiny pores right in the stamp plate itself. Re-inkable and available in blue, red, black and green. Maximum size is 3" x 4". 	<input type="checkbox"/> Self-Inking Machine Built for long life and heavy duty use, such as: mailrooms, shipping departments, bank tellers and ticket counters. Available with rotating date bands, or plain without dates. 	<input type="checkbox"/> Desk/Door Sign Mark your desks, front counters and reception areas the proper way - with metal office signs, engraved or solid wood desk signs and desktop name plates. 	<input type="checkbox"/> Embossing Seal Customize your seal in each facet of that template. We are able to provide a product that matches your needs with both high-end precision and low-end pricing. 
---------------------------------------------------------------------------------------------------------------------------------------------------------------------------------------------------------------------------------------------------------------------------------------------------------------------------------------------------------------------------	-----------------------------------------------------------------------------------------------------------------------------------------------------------------------------------------------------------------------------------------------------------------------------------------------------------------------------	--------------------------------------------------------------------------------------------------------------------------------------------------------------------------------------------------------------------------------------------------------------------------------------------------	---------------------------------------------------------------------------------------------------------------------------------------------------------------------------------------------------------------------------------------------------------------------------------------------------------

Step 2: Quantity: _____ Step 3: Stamp Color _____ or Sign and Text Color _____

Step 4: Type or print copy below exactly as desired or stamp with the existing stamp you would like to duplicate.

STAMPS ARE CENTERED & ALL CAPITALIZED, UNLESS SPECIFIED OTHERWISE.

	SPECIAL INSTRUCTIONS <input type="checkbox"/> Flush Left <input type="checkbox"/> Centered <input type="checkbox"/> Border Maximum Size _____ x _____ <input type="checkbox"/> All Caps <input type="checkbox"/> Upper & Lower Case Type Style (if not indicated) _____ Other: _____
--	------------------------------------------------------------------------------------------------------------------------------------------------------------------------------------------------------------------------------------------------------------------------------------------------------------------

Step 5: Select type size and type style if not provided above.

Point Size RUBBER STAMPS ARE US
 8 pt
 10 pt RUBBER STAMPS AR
 12pt RUBBER STAMPS
 14CL Rubber Stamps ar
 18pt RUBBER ST

Point Size RUBBER
 20pt
 24pt RUBBER
 36pt RUBB

Type Samples:
 Arial
 Arial Black
 Arial Narrow
 Arial Narrow Bold
 Times New Roman
Times New Roman Bold